

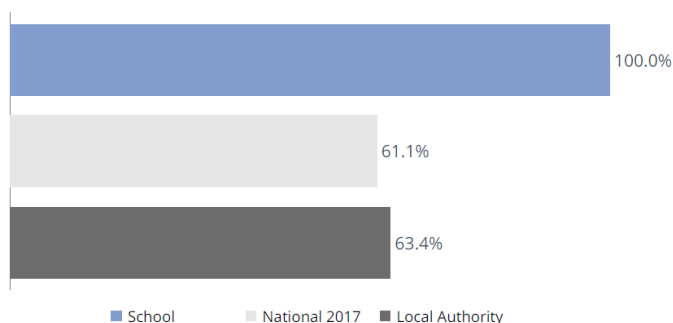
## Pupil Premium Attainment Summary 2018

### Key Stage 2

#### Disadvantaged Pupils Attaining the Expected Standard in Reading, Writing and Maths Combined (National All)



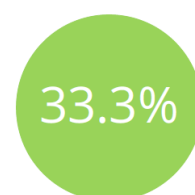
**Group Size: 3**  
**Difference Number: 1**



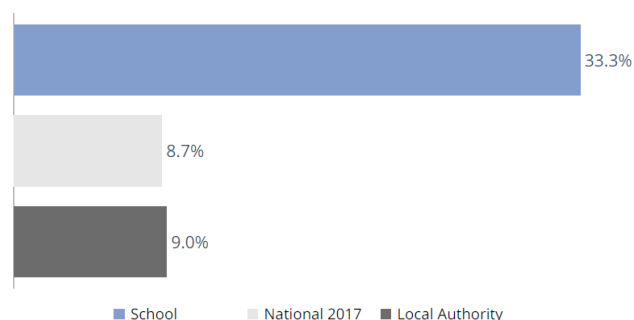
At West Jesmond Primary School, the percentage of Disadvantaged Pupils Attaining the Expected Standard in Reading, Writing and Maths Combined (National All) is 100.0% (3 Pupils).

The school is performing 38.9% above national standards and is 36.6% above your local authority.

#### Disadvantaged Pupils Attaining the High Standard in Reading, Writing and Maths Combined (National All)



**Group Size: 3**  
**Difference Number: 0**



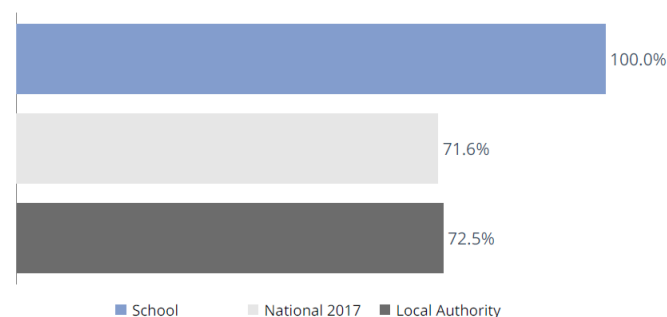
At West Jesmond Primary School, the percentage of Disadvantaged Pupils Attaining the High Standard in Reading, Writing and Maths Combined (National All) is 33.3% (1 Pupil).

The school is performing 24.6% above national standards and is 24.4% above your local authority.

#### Disadvantaged Pupils Attaining the Expected Standard in Reading (National All)



**Group Size: 3**  
**Difference Number: 0**



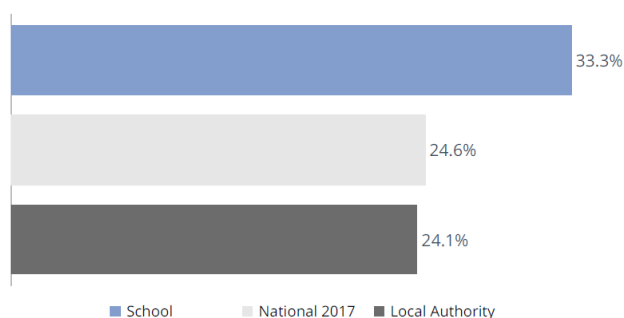
At West Jesmond Primary School, the percentage of Disadvantaged Pupils Attaining the Expected Standard in Reading (National All) is 100.0% (3 Pupils).

The school is performing 28.4% above national standards and is 27.5% above your local authority.

### Disadvantaged Pupils Attaining the High Standard in Reading (National All)



**Group Size: 3**  
**Difference Number: 0**

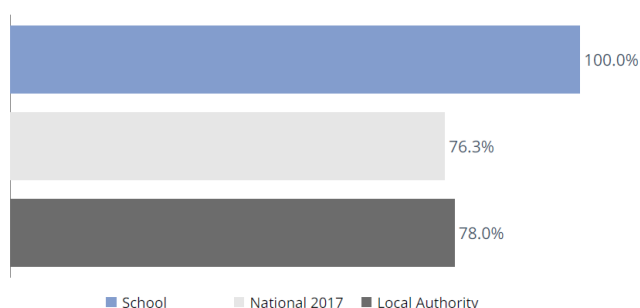


At West Jesmond Primary School, the percentage of Disadvantaged Pupils Attaining the High Standard in Reading (National All) is 33.3% (1 Pupil).  
The school is performing 8.7% above national standards and is 9.2% above your local authority.

### Disadvantaged Pupils Attaining the Expected Standard in Writing (National All)

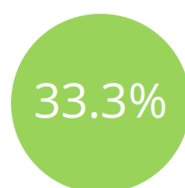


**Group Size: 3**  
**Difference Number: 0**

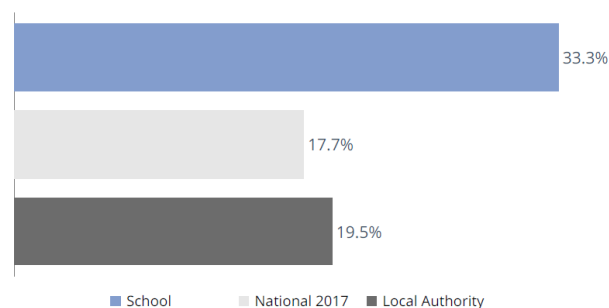


At West Jesmond Primary School, the percentage of Disadvantaged Pupils Attaining the Expected Standard in Writing (National All) is 100.0% (3 Pupils).  
The school is performing 23.7% above national standards and is 22.0% above your local authority.

### Disadvantaged Pupils Attaining the High Standard in Writing (National All)



**Group Size: 3**  
**Difference Number: 0**

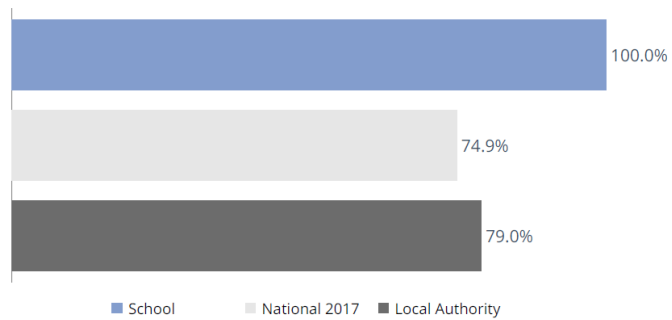


At West Jesmond Primary School, the percentage of Disadvantaged Pupils Attaining the High Standard in Writing (National All) is 33.3% (1 Pupil).  
The school is performing 15.6% above national standards and is 13.9% above your local authority.

### Disadvantaged Pupils Attaining the Expected Standard in Maths (National All)

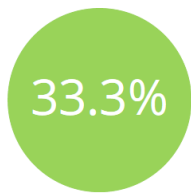


**Group Size: 3**  
**Difference Number: 0**

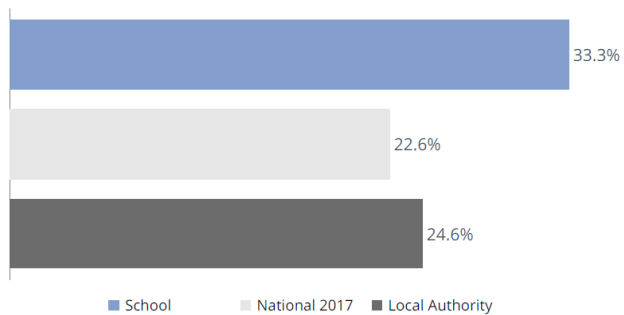


At West Jesmond Primary School, the percentage of Disadvantaged Pupils Attaining the Expected Standard in Maths (National All) is 100.0% (3 Pupils).  
The school is performing 25.1% above national standards and is 21.0% above your local authority.

### Disadvantaged Pupils Attaining the High Standard in Maths (National All)



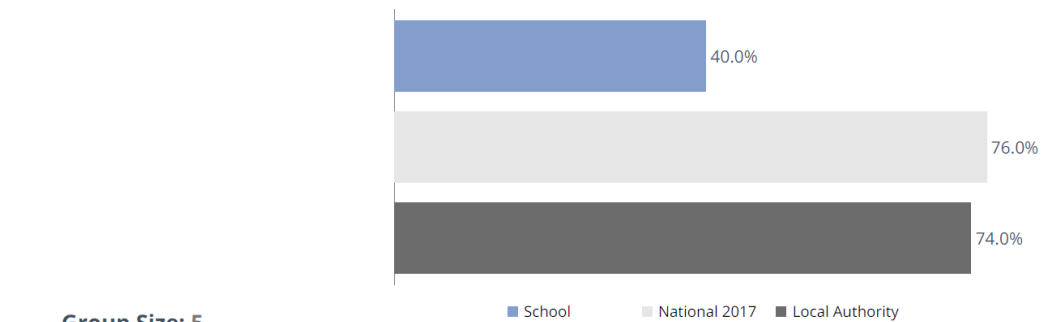
**Group Size: 3**  
**Difference Number: 0**



At West Jesmond Primary School, the percentage of Disadvantaged Pupils Attaining the High Standard in Maths (National All) is 33.3% (1 Pupil).  
The school is performing 10.7% above national standards and is 8.7% above your local authority.

## Key Stage 1

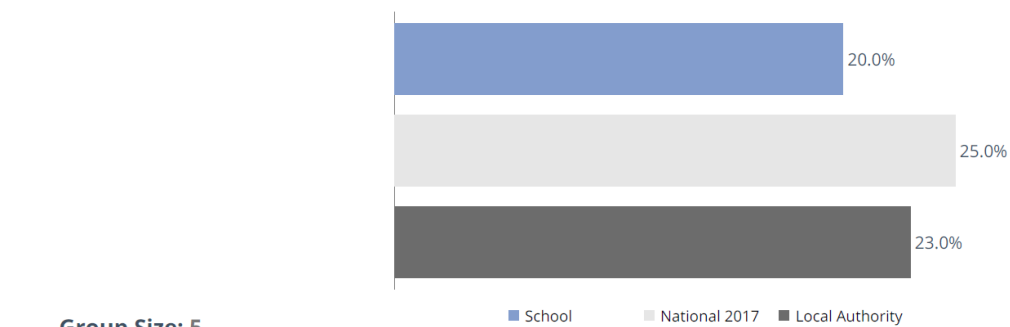
### Disadvantaged Pupils Attaining the Expected Standard in Reading (National All)



**Group Size: 5**  
**Difference Number: -1**

At West Jesmond Primary School, the percentage of Disadvantaged Pupils Attaining the Expected Standard in Reading (National All) is 40.0% (2 Pupils).  
The school is performing 36.0% below national standards and is 34.0% below your local authority.

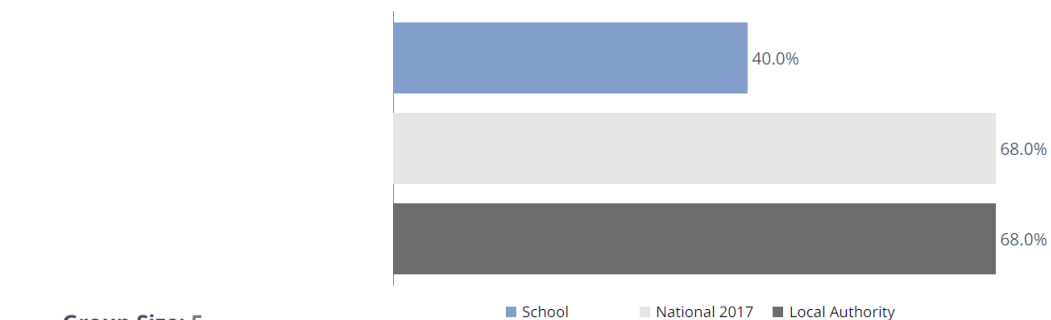
### Disadvantaged Pupils Attaining the High Standard in Reading (National All)



**Group Size: 5**  
**Difference Number: 0**

At West Jesmond Primary School, the percentage of Disadvantaged Pupils Attaining the High Standard in Reading (National All) is 20.0% (1 Pupil).  
The school is performing 5.0% below national standards and is 3.0% below your local authority.

### Disadvantaged Pupils Attaining the Expected Standard in Writing (National All)



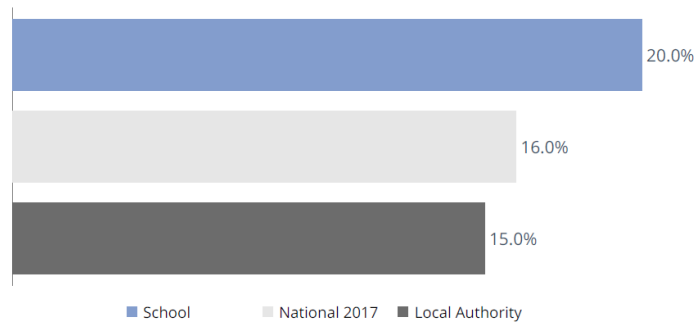
**Group Size: 5**  
**Difference Number: -1**

At West Jesmond Primary School, the percentage of Disadvantaged Pupils Attaining the Expected Standard in Writing (National All) is 40.0% (2 Pupils).  
The school is performing 28.0% below national standards and is 28.0% below your local authority.

### Disadvantaged Pupils Attaining the High Standard in Writing (National All)



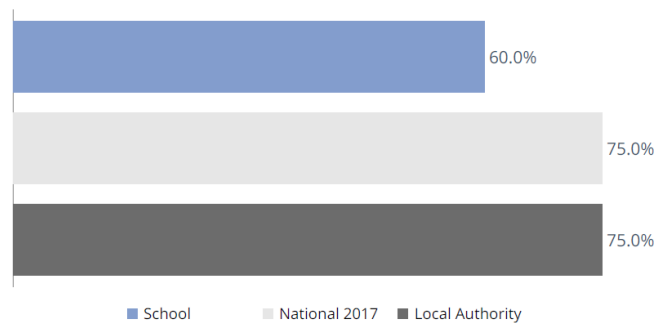
**Group Size: 5**  
**Difference Number: 0**



At West Jesmond Primary School, the percentage of Disadvantaged Pupils Attaining the High Standard in Writing (National All) is 20.0% (1 Pupil).  
The school is performing 4.0% above national standards and is 5.0% above your local authority.

### Disadvantaged Pupils Attaining the Expected Standard in Maths (National All)

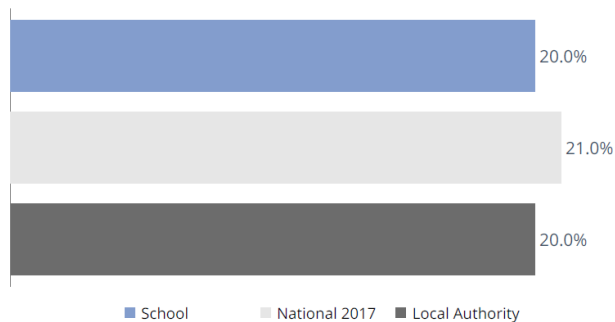
**Group Size: 5**  
**Difference Number: 0**



At West Jesmond Primary School, the percentage of Disadvantaged Pupils Attaining the Expected Standard in Maths (National All) is 60.0% (3 Pupils).  
The school is performing 15.0% below national standards and is 15.0% below your local authority.

### Disadvantaged Pupils Attaining the High Standard in Maths (National All)

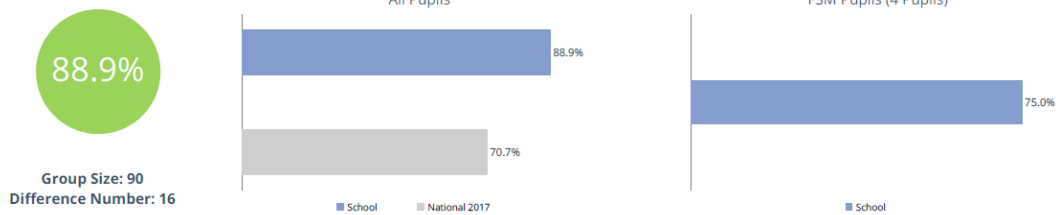
**Group Size: 5**  
**Difference Number: 0**



At West Jesmond Primary School, the percentage of Disadvantaged Pupils Attaining the High Standard in Maths (National All) is 20.0% (1 Pupil).  
The school is performing 1.0% below national standards and is performing the same as your local authority.

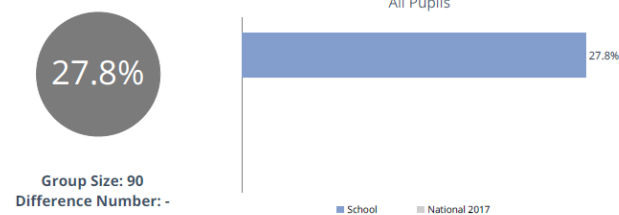
## EYFS

### Pupils Attaining the Expected Standard in Good Level of Development



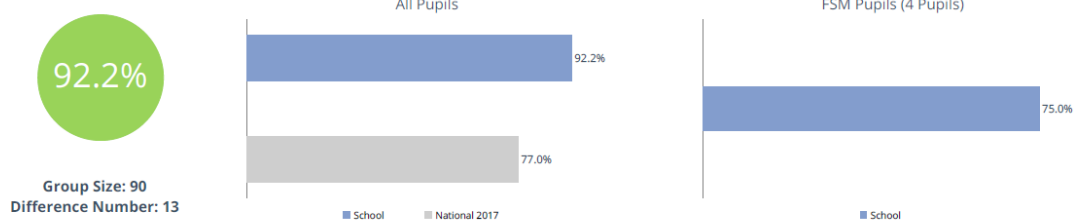
At West Jesmond Primary School, the percentage of pupils attaining the expected standard in good level of development is 88.9% (80 Pupils). The school is performing 18.2% above national standards.

### Pupils Exceeding the Expected Standard in Good Level of Development



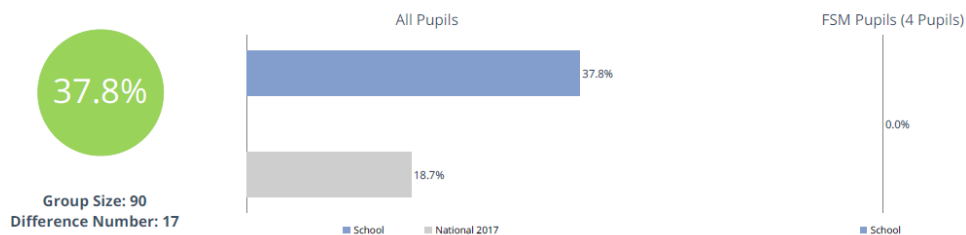
At West Jesmond Primary School, the percentage of pupils exceeding the expected standard in good level of development is 27.8% (25 Pupils).

### Pupils Attaining the Expected Standard in Reading



At West Jesmond Primary School, the percentage of pupils attaining the expected standard in reading is 92.2% (83 Pupils). The school is performing 15.2% above national standards.

### Pupils Exceeding the Expected Standard in Reading



At West Jesmond Primary School, the percentage of pupils exceeding the expected standard in reading is 37.8% (34 Pupils). The school is performing 19.1% above national standards.

