



# Thanks for not printing this page!

Simply print from page 2 in your printing options to avoid wasted paper & ink!



...your first choice for easy to use, trusted and high quality teaching materials for educators and parents worldwide - professionally crafted materials with a personal touch.

## A brief word about copyright...

By downloading this resource, you agree to the following:



You may use this resource for personal and/or classroom use only.

In order to support us, we ask that you always acknowledge [www.twinkl.co.uk](http://www.twinkl.co.uk) as the source of the resource. **If you love these resources, why not let others know about Twinkl?**



You must not reproduce or share this resource with others in any form. They are more than welcome to download the resource directly from us.

You must not host or in any other way share our resources directly with others, without our prior written permission.

We also ask that this product is not used for commercial purposes and also that you do not alter the digital versions of our products in any way.

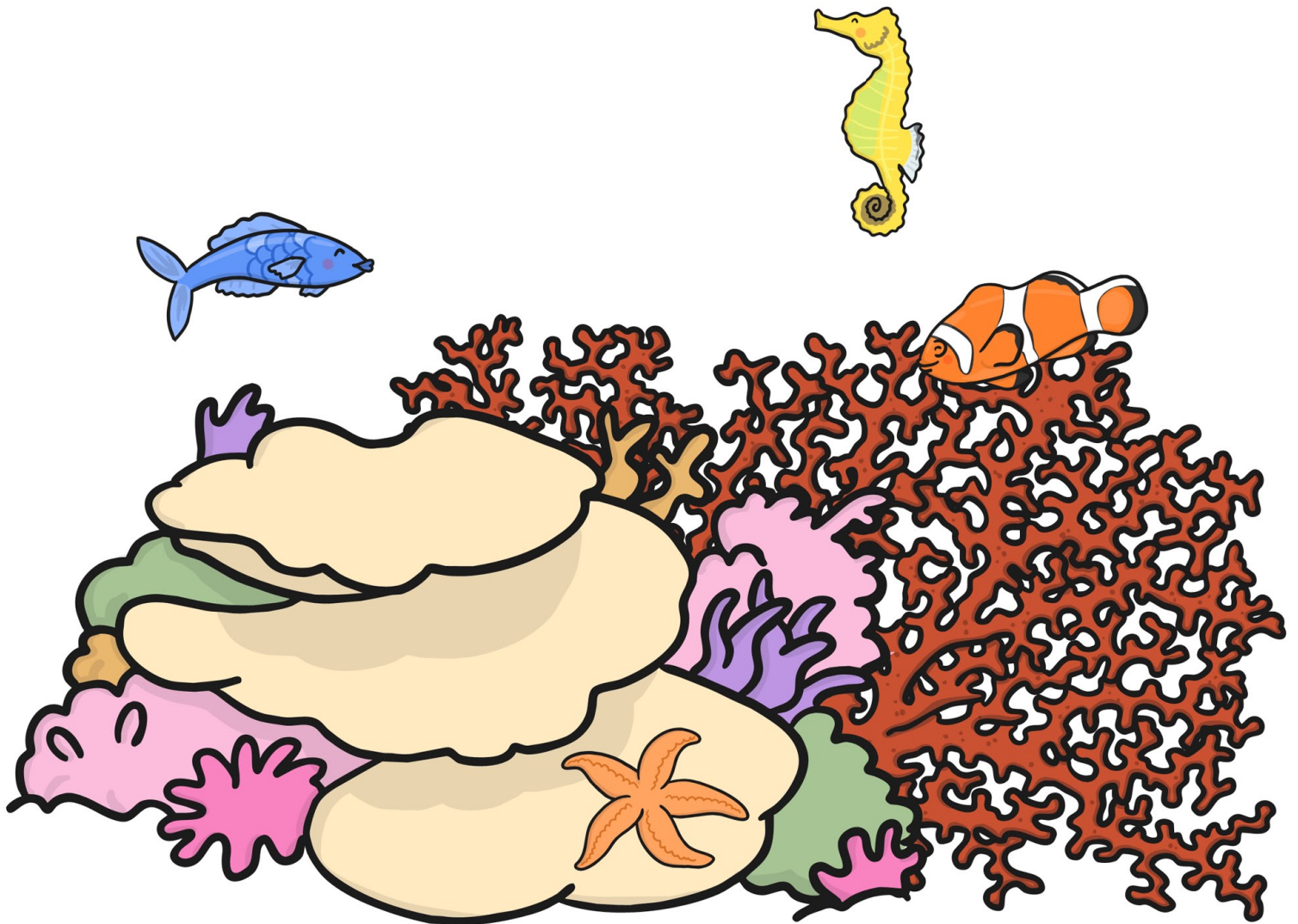
## Thank you for downloading!

**We hope you enjoy the resource and we'll see you very soon!**



**Did you know we also have twinkl Premium for schools?**  
Email [sales@twinkl.co.uk](mailto:sales@twinkl.co.uk) for more information.

# Great Barrier Reef Maths Activity Book



My Name is \_\_\_\_\_

# Roll, add and colour!

## INSTRUCTIONS;

1. Roll the dice
2. Add the numbers together
3. Colour the answer!

### Two player:

Each player chooses a colour.  
The winner is the one with  
the most coloured in at the  
end.



10

4

9

3

8

7

7


11

6

10

6

5



5

9

2

4

8

7

12



www.twinkl.co.uk



Name: \_\_\_\_\_

Date: \_\_\_\_\_

# Number Comparison Worksheet

Compare the numbers and write  $<$ ,  $>$  or  $=$  in the box.



Name: \_\_\_\_\_

Date: \_\_\_\_\_

# Write the Missing Numbers Activity

Write in the missing numbers up to 100.

1	2	3		5	6	7	8	9	10
11	12		14		16	17		19	20
	22		24	25			28		30
31	32			35	36	37		39	40
41	42							49	50
51	52		54	55		57	58	59	60
61	62			65	66			69	
	72		74		76	77	78	79	80
	82		84	85	86			89	90
	92	93	94	95	96		98		100


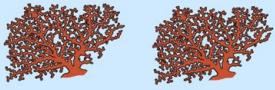




Name: \_\_\_\_\_ Date: \_\_\_\_\_


# The Great Barrier Reef Counting Worksheet

Write your answers in the circles.




# Counting and Matching Puzzle


1




2



3



4




# Counting and Matching Puzzle


5



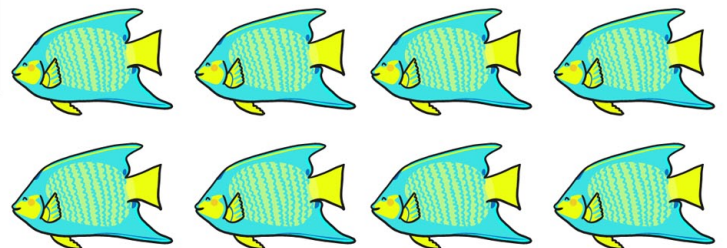
6



7



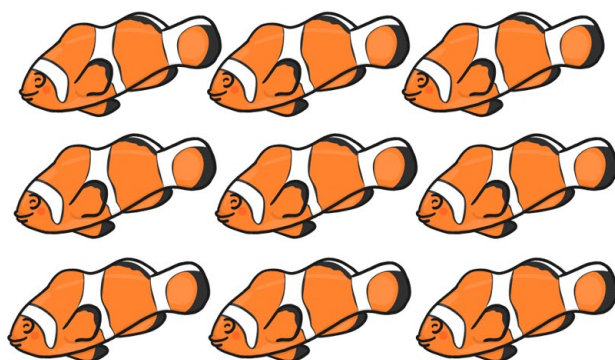
8






# Counting and Matching Puzzle


9




10



11



12





# The Great Barrier Reef Themed Maze Count in 10's

Start

10

20

9

2

3

1

4

11

30

23

16

18

22

38

33

40

50

55

48

28

52

58

59

60

62

58

65

62

65

71

70

66

72

73

77

88

90

80

83

82

93

94

98

100

99

101

94

93

104

108

110

120

130

98

96

103

105

138

144

140

150

Finish



# Size Matching Activity

Circle the picture that is the same size as the first picture.

