



Welcome to Reception

Our aims for this meeting;

- Meet the Teachers
- General information
- Starting school - Part time and Full time period
- What happens now; Getting ready for September.



Meet the Teachers



Nicola Robinson – R1
Acting Early Years
Leader/ Class Teacher



Sarah Matthews – R1
Assistant Head/
Class Teacher



Liz Thompson – R2
Early Years Leader
Class Teacher



Dianne Sanderson – R2
Class Teacher



Lauren Stenhouse – R3
Class Teacher



General Information



School Uniform



- All school uniform including book bags, PE bags & PE kit
- can be purchased from:

www.border-embroideries.co.uk



School uniform – Please ensure it is clearly labelled

- Navy logo polo shirts
- Navy blue logo V neck jumper
- Navy blue logo cardigan
- Navy blue skirt/pinafore or school trousers/shorts (not jogging or tracksuit bottoms)
- Navy blue or yellow checked summer dresses
- Sensible black, flat or low heeled shoes or ankle boots (no trainers or Ugg style boots)
- Navy or black tights (no leggings)
- Socks (where seen) should be white, black or navy
- Navy or black religious head wear
- Navy blue logo fleeces are available if desired
- Jewellery – a watch, one pair of plain studs only

PE Kit

- Navy and yellow logo or plain white PE shirt
- Navy blue shorts/sports leggings/jogging bottoms
 - Gym shoes or trainers
 - Pair of plain socks

• Your child will –

- Come to school dressed in their PE kit on allocated days
- Will need to wear their PE kit from the 3rd week of term



Book Bags



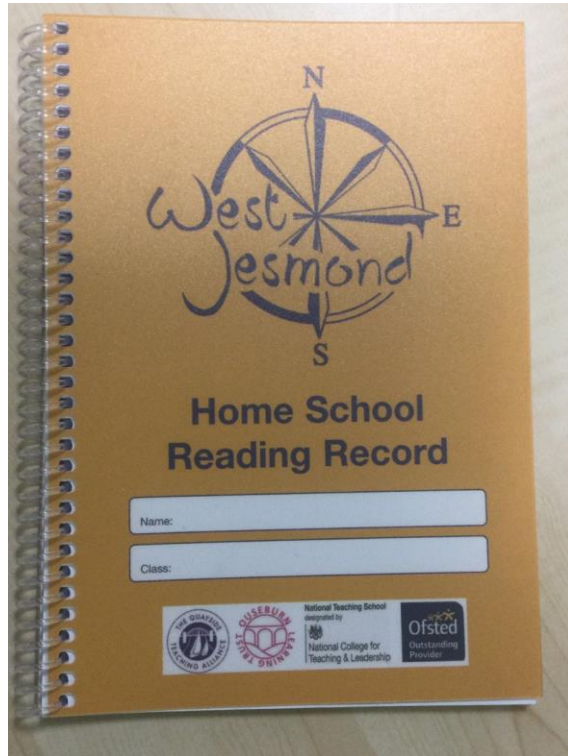
- 'The Friends of West Jesmond' will provide a bag for your child when they start school in September.
- It will be stored in your child's drawer throughout the day.



What should we use the bag for?

- The Home School Reading Record & Reading book
- Sound Cards & Tricky Word Folder
- **Please do not allow your child to put any other items in their bag, especially water bottles and no toys!**
- **Rucksacks or backpacks are too big to store in the class.**

Home School Reading Record



- Is used as a tool to communicate between staff and parents about reading progress
- Staff will comment each time your child reads
- Please read with your child regularly and make a comment in the Reading Record
- Please keep the Home School Reading record in your child's book bag and return it to school each day.

Wellies & Raincoats



- Your child will need the following items to store in the classroom:

- A pair of wellies
- A raincoat



www.thelibraryinfo.info

- **It is handy to have these items for when:**
- We go outdoors – in all weathers!
- For visits to the Orchard or Allotment





Milk & Water

Water Bottles

- Your child will need a plastic water bottle with a sports top – clearly named
- The bottle will be sent home each night to be washed and refilled.

Milk

- Milk is available for all children
- Parents need to sign up via the **Cool Milk** website – www.coolmilk.com
- Children under the age of 5 receive milk free of charge.
- Children over the age of 5 – You will need to ensure you pay for the milk, they will no longer receive one for free!
- If your child is eligible for free school meals through Newcastle City Council, school pays for your child's milk.

Please inform Cool Milk so they can verify with school!



Fruit

- Your child will be provided with a piece of fruit each day.
- Please ensure that you have filled in the Fruit Scheme letter saying you would like them to have a piece of free fruit
- Please inform us if your child has an allergy to any fruit or vegetable and we will ensure they do not eat anything they should not.
- Please ensure any forms regarding allergies are returned to the office before September



West Jesmond School Lunch Menu					
week one					
6 September 17 - 25 September 17	Monday	Tuesday	Wednesday	Thursday	Friday
18 October 17 - 25 November 17	Monday	Tuesday	Wednesday	Thursday	Friday
6 December 17 - 25 January 18	Monday	Tuesday	Wednesday	Thursday	Friday
29 January 18 - 25 February 18	Monday	Tuesday	Wednesday	Thursday	Friday
19 March 18 - 25 April 18	Monday	Tuesday	Wednesday	Thursday	Friday
14 May 18 - 25 June 18	Monday	Tuesday	Wednesday	Thursday	Friday
8 July 18	Monday	Tuesday	Wednesday	Thursday	Friday
week two					
15 September 17 - 25 October 17	Monday	Tuesday	Wednesday	Thursday	Friday
12 November 17 - 25 November 17	Monday	Tuesday	Wednesday	Thursday	Friday
12 December 17 - 25 January 18	Monday	Tuesday	Wednesday	Thursday	Friday
5 February 18 - 25 March 18	Monday	Tuesday	Wednesday	Thursday	Friday
26 March 18 - 25 April 18	Monday	Tuesday	Wednesday	Thursday	Friday
23 May 18 - 25 June 18	Monday	Tuesday	Wednesday	Thursday	Friday
9 July 18	Monday	Tuesday	Wednesday	Thursday	Friday
week three					
18 September 17 - 25 October 17	Monday	Tuesday	Wednesday	Thursday	Friday
18 November 17 - 25 November 17	Monday	Tuesday	Wednesday	Thursday	Friday
18 December 17 - 25 January 18	Monday	Tuesday	Wednesday	Thursday	Friday
12 February 18 - 25 March 18	Monday	Tuesday	Wednesday	Thursday	Friday
14 April 18 - 25 May 18	Monday	Tuesday	Wednesday	Thursday	Friday
21 May 18 - 25 June 18	Monday	Tuesday	Wednesday	Thursday	Friday
8 July 18	Monday	Tuesday	Wednesday	Thursday	Friday

Lunchtime



- Children in years Reception to Year 2 receive a 'Universal Free School Meal' – no payments are required by parents
- Your child will be shown the menu for school lunch
- They will choose their option by clicking on the picture
- There are 4-6 options each day
- Each day there is an option for both meat eaters and vegetarians.
- Your child can choose a pudding
- A drink of water will be provided
- The school system will filter lunches for any allergies
- Menus are available to view online via the school website – you could look at this to help your child choose
- If your child does not want a school lunch, they can bring a **packed lunch**
- Please do not give any products containing nuts to your child





Weduc App



- Weduc is an online payment system
- Make online payments 24 hours a day, 7 days a week
- Payments are secure and funds will reach school safely
- Communication - All newsletters and information are sent via Weduc
- Parents are signed up automatically using your email address from admissions.



Administration of Medication



- **If your child requires medication :**
 - Please try to organise doses to be taken outside of school hours.
 - It is school policy not to administer medication, other than in exceptional circumstances.
- **If your child does require medication: (Cream, Inhaler, EpiPen)**
 - Please contact the office to arrange to speak to our Medical Lead Officer:

Mrs Julie Sengupta
 - We will arrange for you to drop off any medication and complete the relevant paperwork.
 - If your child has a health condition, allergy, etc, Please contact the school office and we will call you.



Breakfast & After School Clubs



- On-site - We have our very own Breakfast & After School Club
- The clubs are always in high demand and may have a waiting list.
- If you are interested in a space for your child, please contact the school office:

0191 2810000

- Please provide details of the days and times you would need for your child.

- **Breakfast club;**

Monday-Friday 8.00am-8.45 am (breakfast included)

or 8.20am-8.45am (breakfast not included)

(Breakfast club £4.85 per session.

Without Breakfast £3.50 per session).

- **After School Club;**

Monday – Friday 3.20pm – 5.55pm

(After School Club £12.10 per session).

- **Alternative Wrap-Around Care**

- Little Acorns Out of School Club, St Hilda's Church Hall, Thornleigh Road, Jesmond, NE2 3ET

littleacornsosc@gmail.com [07769 271066](tel:07769271066)

- Plantpots Jesmond



Tel: 07511067573

Email: plantpotsjesmond@gmail.com

© 2018 Plantpots Jesmond, The Northumberland Club, North Jesmond Avenue, Newcastle upon Tyne NE2 3JU



Starting School - Part-Time Period



Tuesday 7th September –Friday 17th September

During this 2 week period, the children will attend school for 2 full days each week on allocated dates.

If your child is in **Group 1** they will attend school in a group of 15 for the full day on the dates:

Tuesday 7th September
Wednesday 8th September

Monday 13th September
Tuesday 14th September

If your child is in **Group 2** and they will attend school in a group of 15 for the full day on the dates:

Thursday 9th September
Friday 10th September

Wednesday 15th September
Thursday 16th September



The School Day

- **The Start of the School Day**

8.40am- Classroom doors will open ready for school to start.

Drop off time for children with siblings – 8:40am

Drop off time for children without siblings – 8:50am

- **Lunchtime**

11:50am-12:50pm

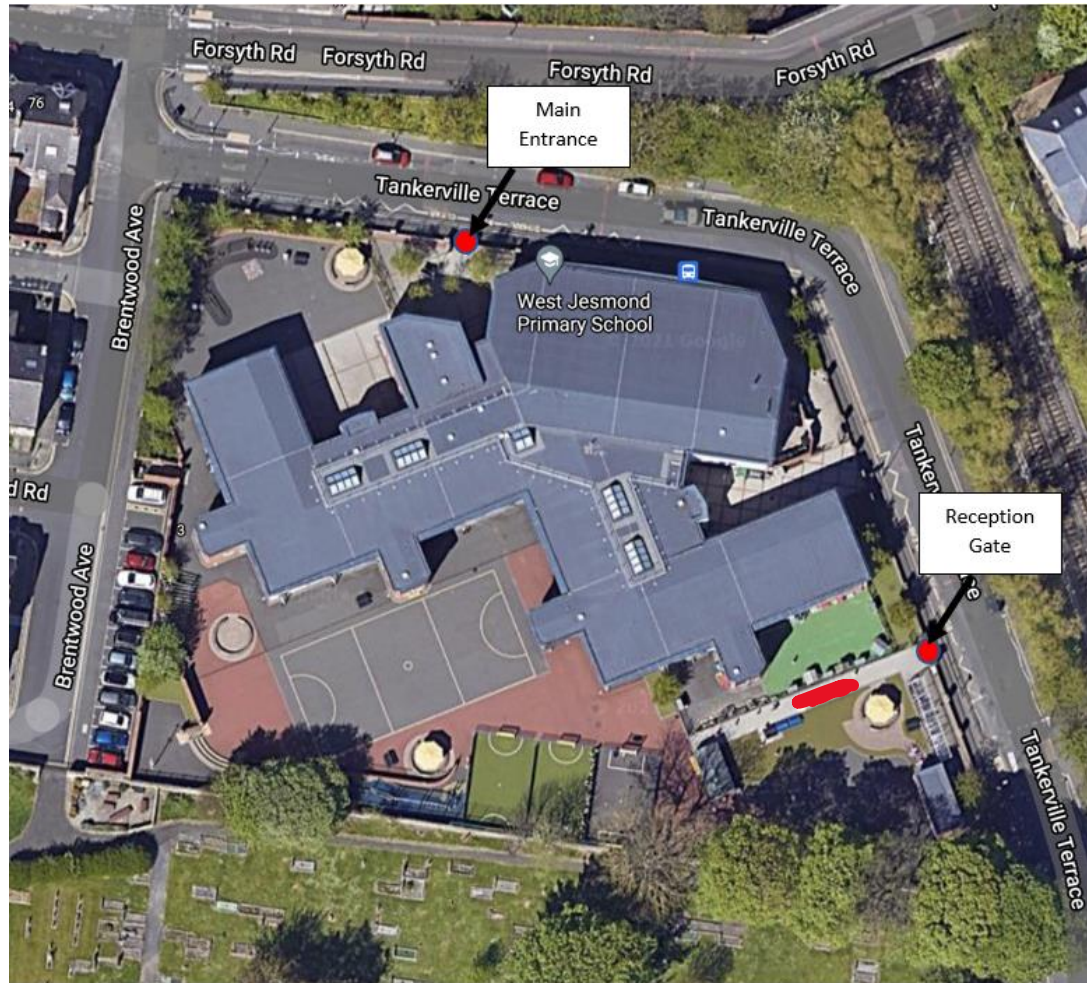
- **The End of the School Day**

The school day ends at 3:10pm

**Full time school will begin for all children on
Monday 20th September 2021.**




The First Day



- Enter the Reception gate via Tankerville Terrace
- Line up behind the black railings and wait for a signal from the teacher (see red line)



What will happen on the first day?



- Teachers will stand at the classroom door to welcome your child into the classroom. Please give your child a cuddle and say goodbye.
- The Teaching Assistants will help your child to find their pegs and hang up their coat.
- If your child is upset, please know we will reassure, comfort and settle them.
- Often, they are fine once you have reached the school gate!

What does our school day look like?

- Beginning of the day



- Phonics



What does our day look like?

- Planning for play & Snack time



- Mathematics




What does our day look like?

- Lunchtime



- PE, Outdoors & Planning for play





What happens now?
Getting ready for September

Support already available

Completing the forms sent via
Weduc



Visiting our school website;

<https://www.westjesmondprimary.org.uk>



New Reception Starters
September 2021



Welcome to our 'New Reception Starters' page

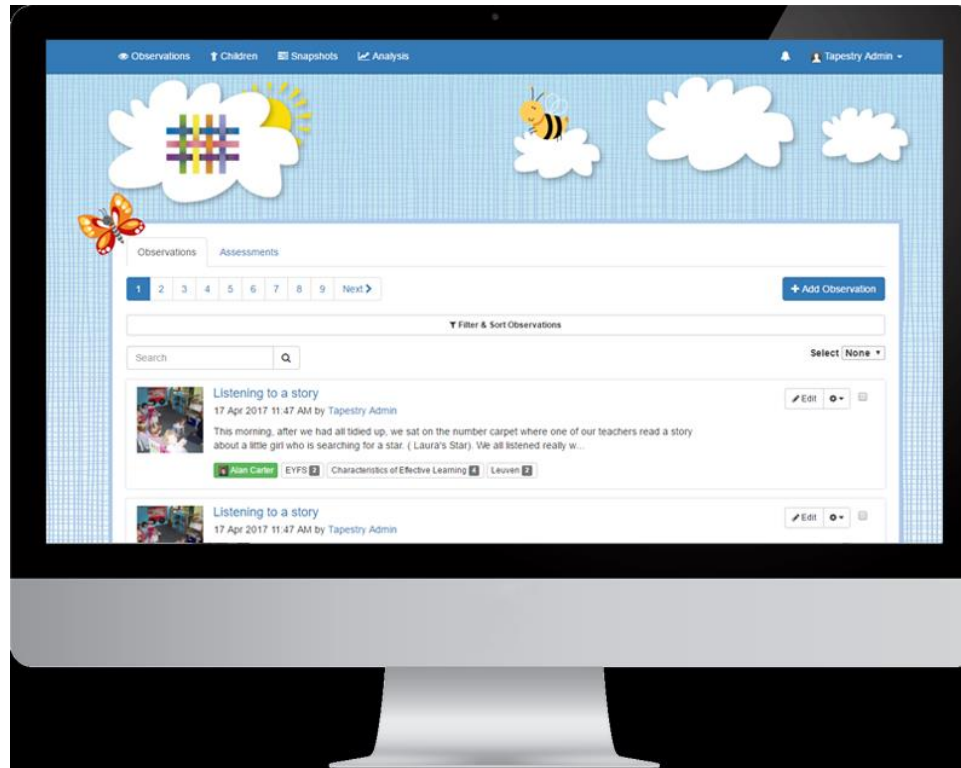


Virtual Tour Of Our School

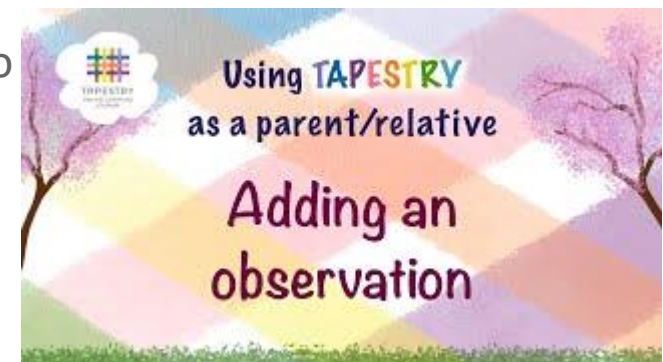




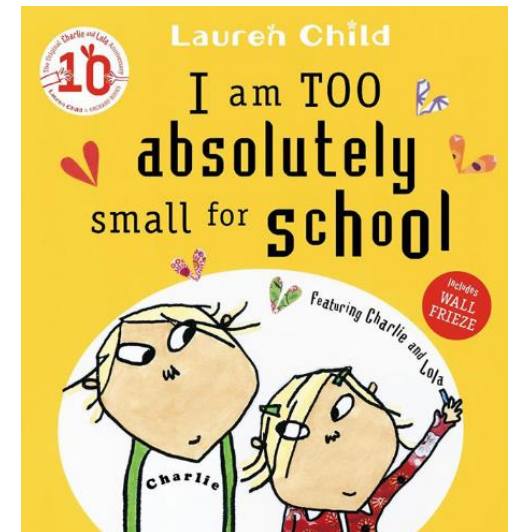
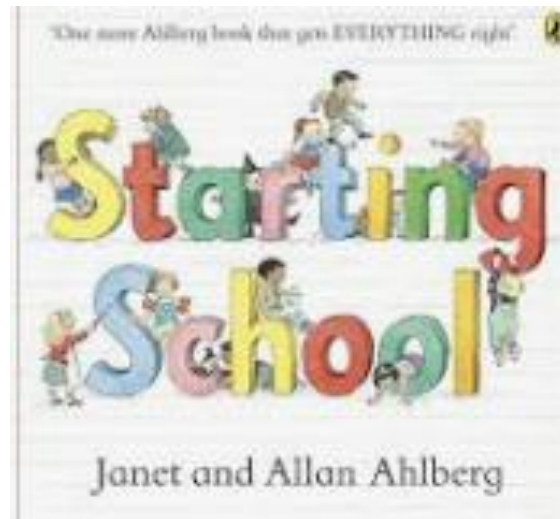
Tapestry



Tapestry works across all your devices from your laptop to your **iPads**, **iPhones** and **Android devices** such as the Fire tablet.



Helpful Hints – Preparing Your Child for School



The Road to School





All About Me Poster



- You will find a copy of the 'All About Me Poster' in your information pack.
- Please complete it with your child and return to the class teacher in September.

All about me

I _____

My name is _____

One thing I like is...

One thing I do not like is...

Here is a photo of me and my family

I am _____ years old

The languages I speak are _____

A word that describes me is...

When I grow up I want to be...

This is me



Thank You

- An information pack will be sent to you via Weduc
- The slideshow will be added to the New Starters page on the school website.